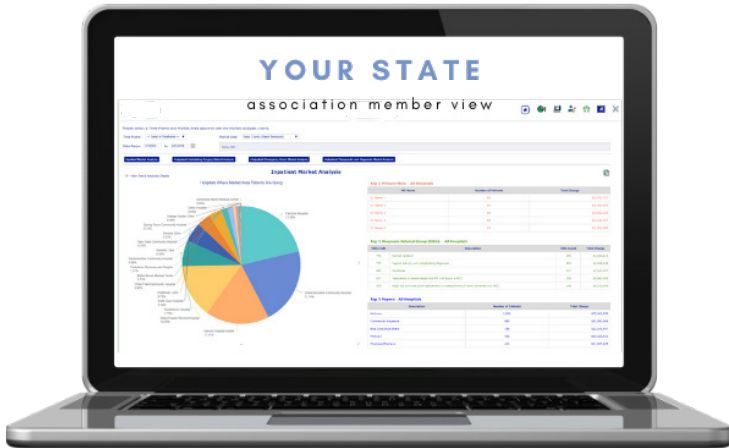
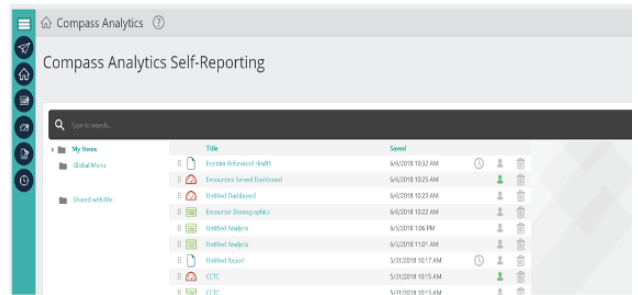


# Affordable Claims Data Management Solutions to Increase Cash Flow

## Market Analysis



## Self-Service Reporting



## Pricing Guide

**Pricing Guide**

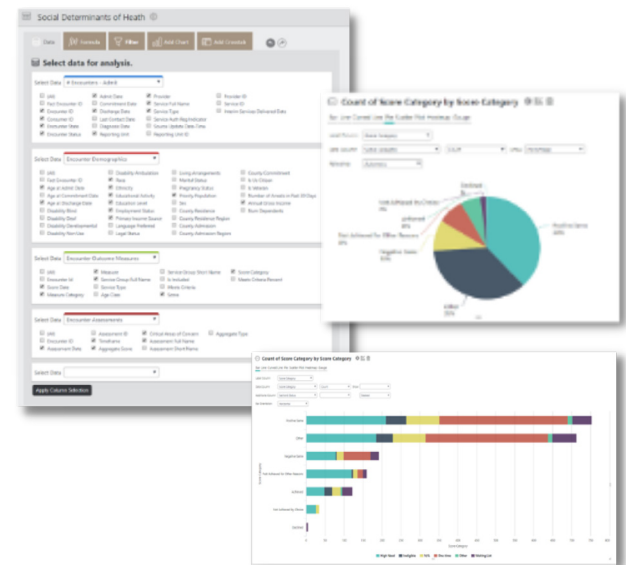
CPT Query ran: 8/8/2019 for data from 4/1/2018 through 3/31/2019 data set

CPT Code: 45378 DIAGNOSTIC COLONOSCOPY Hospital: Demo Hospital Peer Group: CAH

Service Line/Revenue code charge per CPT/HCPCS Unit.	Service Lines	Units	Average	25%	50%	75%	95%	Pct 65+	Pct Male
All Nebraska	7892	7703	\$2,161	\$1,516	\$1,081	\$2,503	\$4,082	24%	43%
CAH	2695	2578	\$1,882	\$1,545	\$1,788	\$2,122	\$3,099	25%	46%
Demo Hospital	31	25	\$2,747	\$2,663	\$2,751	\$2,751	\$2,892	9%	52%

Claim level charges for cases with primary CPT/HCPCS code.	Primary	Average	25%	50%	75%	95%	Pct 65+	Pct Male
All Nebraska	6225	\$4,057	\$2,855	\$3,718	\$5,023	\$6,739	21%	44%
CAH	2359	\$3,328	\$2,806	\$3,269	\$3,343	\$3,343	24%	46%
Demo Hospital	24	\$7,036	\$6,717	\$6,942	\$7,460	\$7,896	9%	54%



Increase Productivity & Cash Flow through Technology

Easily Identify Gaps in Processes

Proactive Solution to Reduce Denial Percentage

Continually Monitor Statewide Payer Performance

Automate Surveillance of "Problem Payers"

Aged Trial Balance (ATB)

Gain Insights to Enable Advocacy Efforts

Contact us to learn more about how H4T and COMPASS can help your members

# Turn Data Into Intelligence

www.h4-technology.com | 402-819-4441 | hello@h4-technology.com